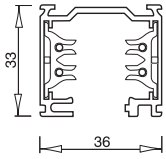


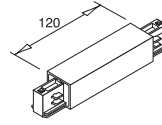
Prestige Aufbau



3-Phasen-Stromschiene

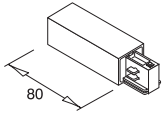
Aluminium

Bestell-Nr.	W	S	ALU	Länge	Euro
67100/100-	<input type="checkbox"/>	<input type="checkbox"/>	<input type="checkbox"/>	1000 mm	
67100/200-	<input type="checkbox"/>	<input type="checkbox"/>	<input type="checkbox"/>	2000 mm	
67100/300-	<input type="checkbox"/>	<input type="checkbox"/>	<input type="checkbox"/>	3000 mm	



Mitteinspeisung/Verbinder

Bestell-Nr.	Farbauswahl angeben	Euro
67171-	<input type="checkbox"/> W <input type="checkbox"/> S <input type="checkbox"/> ALU	



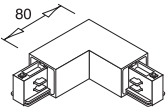
Endeinspeiser

Bestell-Nr.	W	S	ALU	Schutzleiter	Euro
67150-L-	<input type="checkbox"/>	<input type="checkbox"/>	<input type="checkbox"/>	links	
67150-R-	<input type="checkbox"/>	<input type="checkbox"/>	<input type="checkbox"/>	rechts	



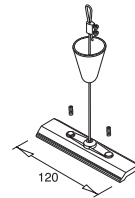
Elektrischer Längsverbinder

Bestell-Nr.	Farbauswahl angeben	Euro
67170-	<input type="checkbox"/> W <input type="checkbox"/> S	



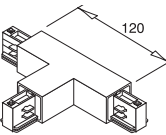
Eckverbinder

Bestell-Nr.	W	S	ALU	Schutzleiter	Euro
67172-L-	<input type="checkbox"/>	<input type="checkbox"/>	<input type="checkbox"/>	links	
67172-R-	<input type="checkbox"/>	<input type="checkbox"/>	<input type="checkbox"/>	rechts	



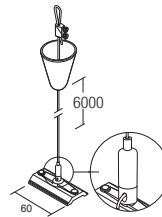
Seilabhängung Länge 2000mm, Führungsschiene 120mm

Bestell-Nr.	Farbauswahl angeben	Euro
67140-	<input type="checkbox"/> W <input type="checkbox"/> S	



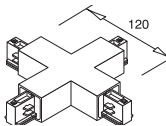
T-Verbinder

Bestell-Nr.	W	S	ALU	Schutzleiter	Euro
67173-L-	<input type="checkbox"/>	<input type="checkbox"/>	<input type="checkbox"/>	links	
67173-R-	<input type="checkbox"/>	<input type="checkbox"/>	<input type="checkbox"/>	rechts	



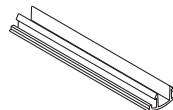
Seilabhängung Länge 6000mm, Führungsschiene 60mm

Bestell-Nr.	Farbauswahl angeben	Euro
67142-	<input type="checkbox"/> W <input type="checkbox"/> S	



Kreuzverbinder

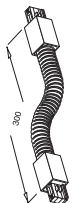
Bestell-Nr.	Farbauswahl angeben	Euro
67174-	<input type="checkbox"/> W <input type="checkbox"/> S <input type="checkbox"/> ALU	



Schienenabdeckung

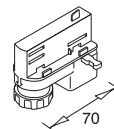
Länge 1000mm

Bestell-Nr.	Farbauswahl angeben	Euro
67109/100-	<input type="checkbox"/> W <input type="checkbox"/> S	



Flexverbinder

Bestell-Nr.	Farbauswahl angeben	Euro
67175-	<input type="checkbox"/> W <input type="checkbox"/> S <input type="checkbox"/> ALU	



Mechanischer Adapter


Tragkraft 5kg

Bestell-Nr.	Farbauswahl angeben	Euro
67190-	<input type="checkbox"/> W <input type="checkbox"/> S <input type="checkbox"/> ALU	



Endstück

Bestell-Nr.	Farbauswahl angeben	Euro
67180-	<input type="checkbox"/> W <input type="checkbox"/> S <input type="checkbox"/> ALU	



Aufbaudose für 3-Phasen-Adapter Ø 100mm

Bestell-Nr.	Farbauswahl angeben	Euro
67125-	<input type="checkbox"/> W <input type="checkbox"/> S	